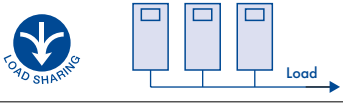
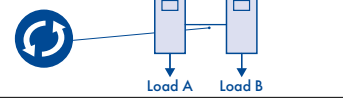
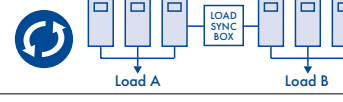
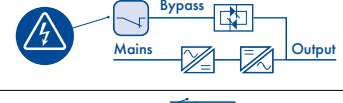
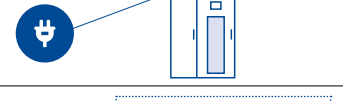
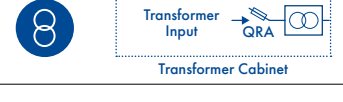
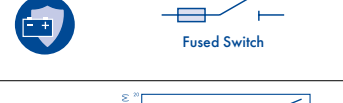
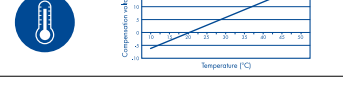
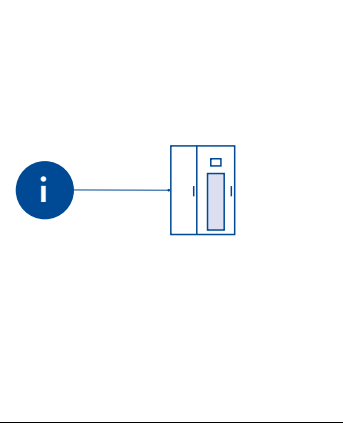






3-PHASE UPS'S OPTIONS

	Description	When do I use it
	PARALLEL KIT	When the unit is to be paralleled for load sharing
	LOAD SYNC FOR SINGLE UNITS	To synchronize single units' output for no-break load transfers by downstream static transfer switches
	LOAD SYNC BOX	To synchronize the output of two paralleled UPS systems for no-break load transfers by downstream static transfer switches
	BACKFEED INTERNAL TRIPPING DEVICE	To be fully protected against backfeed energy upon static bypass failure
	TOP CABLE ENTRY	To allow input and output cable entry from the top of the unit
	ISOLATION TRANSFORMER	To galvanically isolate UPS from load or to change system's earth arrangement
	BATTERY FUSED SWITCH BOX	To disconnect and protect an external battery pack
	BATTERY TEMPERATURE PROBE	For charging voltage compensation against temperature
	Input terminal block FOR REMOTE EPO	When the Emergency Power Off (EPO) has to be commanded by a remote control button
	Input terminal block FOR EXTERNAL MANUAL BYPASS SWITCH AUXILIARY CONTACT	When there is an external maintenance bypass switch, for state monitoring
	Input terminal block FOR EXTERNAL BATTERY SWITCH AUXILIARY CONTACT	When there is an external battery switch, for state monitoring
	Input terminal block FOR EXTERNAL OUTPUT CIRCUIT BREAKER	When there is an external output breaker, for status monitoring
	Input terminal block FOR REMOTE BYPASS TRANSFER	When the transfer to bypass mode can be commanded by an external contact
	Input terminal block FOR DIESEL MODE CONTACT	When battery recharge has to be inhibited over genset operation
	VOLT FREE CONTACT CARD	To send UPS status to PLC's, SCADA's or AS400's by voltage free SPDT contacts
	REMOTE MONITORING PANEL	To monitor UPS status by a LED panel from a remote control room (relay card required)
	RS485 MODBUS-RTU PORT	To send UPS status to BMS's by RS485 connection and ModBus-RTU protocol. For remote monitoring and remote service
	WEB/SNMP ADAPTER	To send UPS status to BMS's by Ethernet connection and SNMP or ModBus over IP protocol. To monitor UPS status by any internet browser from workstations. To receive SMS or e-mail alerts from the UPS on any portable device

● Included ● Optional

	B8031FXS B8033FXS	Ingenio Compact	Ingenio Plus	Ingenio Max	B9000FXS	B9600FXS	Ingenio Max XT
	●	●	●	●	●	●	
	●		●	●	●	●	●
			●	●	●	●	●
	Included contactor	Contactor (Included output contact for external tripping device)	Tripping coil (Included output contact for external tripping device)	Tripping coil (Included output contact for external tripping device)	Contactor	Included contactor	Tripping coil (Included output contact for external tripping device)
	Custom version only	Custom version only	Custom version only	●	●	●	Included on demand
	Input transformer, internal or extended cabinet. Output transformer for B8031FXS	Input transformer, extended cabinet	Input transformer, internal up to 80 kVA or extended cabinet	Input transformer, extended cabinet	Bypass transformer, extended cabinet	Bypass transformer, extended cabinet	Input transformer, extended cabinet
	●	●	●	●	●	●	●
	For internal or external battery	For internal or external battery	For internal up to 80 kVA or external battery	For external battery	For external battery	For external battery	For external battery
	●	●	● Included in 60-160 kVA	●	●	●	●
	●	●	● Included in 60-160 kVA	●	●	●	●
	●		●	●	●	●	●
			● Included in 60-160 kVA	●	●	●	●
			● Included in 60-160 kVA	●			●
	●		● Included in 60-160 kVA	●	●	●	●
	●	●	●	●	●	●	●
	●		●	●	●	●	●
	●	●	●	●	●	●	●
	●	●	●	●	●	●	●

Borri S.p.A. Via 8 Marzo, 2 - 52011 - Bibbiena (AR) Italy - Tel. +39 0575 5351 - Fax. +39 0575 561811 - info@borri.it
 Extract from OMG60326revB 07-2021. Due to our policy of continuous development, data in this document is subject to change
 without notice and becomes contractual only after written confirmation.